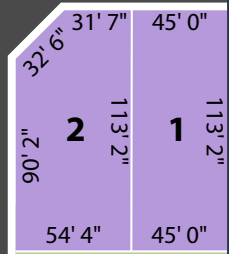
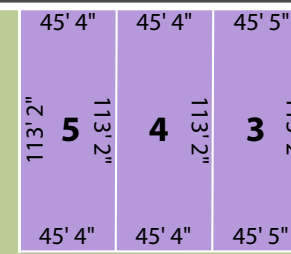
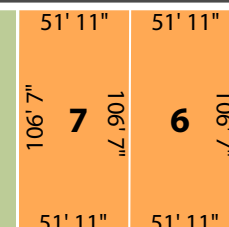
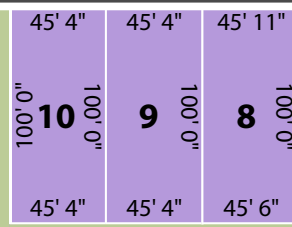
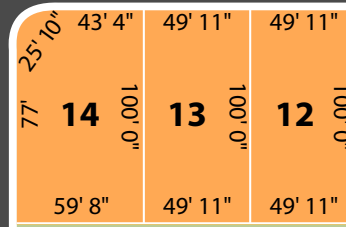


SPRINGBROOK AVENUE

EXISTING  
RESIDENTIAL

LOCKMAN DRIVE



EXISTING  
RESIDENTIAL

EXISTING  
RESIDENTIAL

CHAMBERS DRIVE

EXISTING  
RESIDENTIAL

EXISTING  
RESIDENTIAL

OLEARY DRIVE

EXISTING  
RESIDENTIAL

PARK

**SITE PLAN**

- 45' SINGLES
- 50' SINGLES

